




## PS-665 6 Volt 6.5 AH

### Rechargeable Sealed Lead Acid Battery

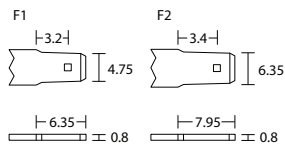


#### Features

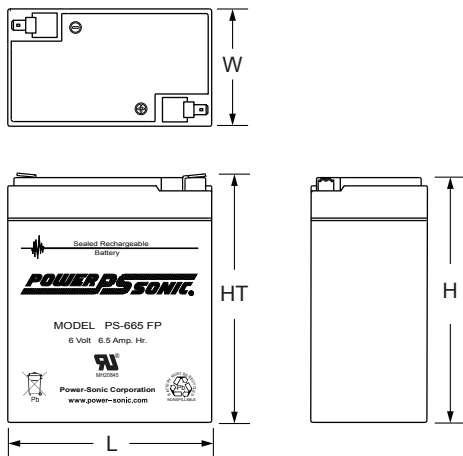
- Absorbent Glass Mat (AGM) technology for superior performance
- Valve regulated, spill proof construction allows safe operation in any position
- Power/volume ratio yielding unrivaled energy density
- Rugged impact resistant ABS case and cover (UL94-HB)
- Approved for transport by air. D.O.T., I.A.T.A., F.A.A. and C.A.B. certified
- U.L. recognized under file number MH 20845

#### Terminals (mm)

- FP - FASTON Polarized
- Positive: F2 - Quick disconnect tabs, 0.250" x 0.032"- Mate with AMP. INC. FASTON "250" series
- Negative: F1 - Quick disconnect tabs, 0.187" x 0.032"- Mate with AMP. INC. FASTON "187" series



#### Physical Dimensions: in (mm)



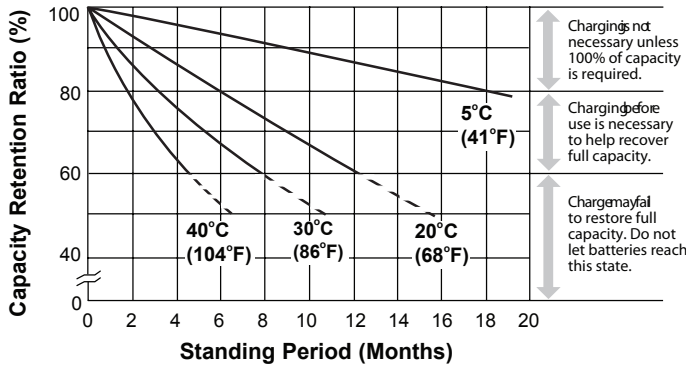
**L: 3.86 (98) W: 2.20 (56) H: 3.78 (96) HT: 4.02 (102)**

Tolerances are +/- 0.04 in. (+/- 1mm) and +/- 0.08 in. (+/- 2mm) for height dimensions. All data subject to change without notice.

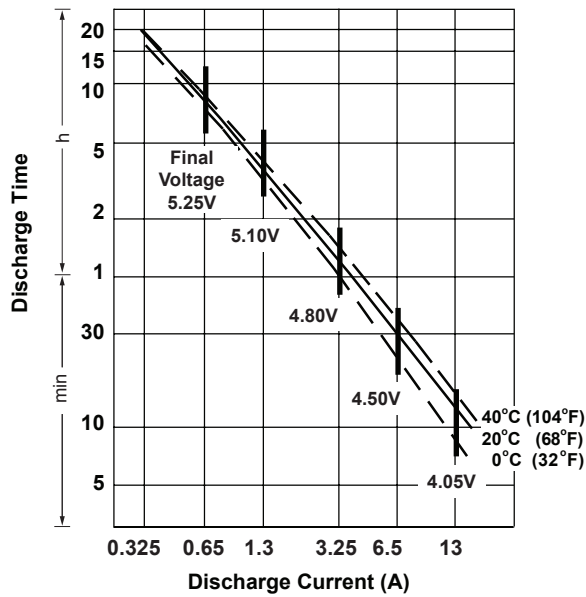
#### Performance Specifications

Nominal Voltage	6 volts (3 cells)
Nominal Capacity	
20-hr. (325mA to 5.25 volts)	6.50 AH
10-hr. (610mA to 5.25 volts)	6.10 AH
5-hr. (1.1A to 5.10 volts)	5.50 AH
1-hr. (4.03A to 4.50 volts)	4.03 AH
15-min. (12.7A to 4.50 volts)	3.18 AH
Approximate Weight	2.70 lbs. (1.22 kg)
Energy Density (20-hr. rate)	1.21 W-h/in <sup>3</sup> (74.14 W-h/l)
Specific Energy (20-hr. rate)	14.44 W-h/lb (31.84 W-h/kg)
Internal Resistance (approx.)	12 milliohms
Max Discharge Current (7 Min.)	19.5 amperes
Max Short-Duration Discharge Current (10 Sec.)	65.0 amperes
Shelf Life (% of nominal capacity at 68°F (20°C))	
1 Month	97%
3 Months	91%
6 Months	83%
Operating Temperature Range	
Charge	-4°F (-20°C) to 122°F (50°C)
Discharge	-40°F (-40°C) to 140°F (60°C)
Case	ABS Plastic
Power-Sonic Chargers	PSC-61000A, 61000A-C

**Shelf Life & Storage**



**Discharge Time vs. Discharge Current**



**Charging**

**Cycle Applications:** Limit initial current to 1.95A. Charge until battery voltage (under charge) reaches 7.20 to 7.35 volts at 68°F (20°C). Hold at 7.20 to 7.35 volts until current drops to under 65mA. Battery is fully charged under these conditions, and charger should be disconnected or switched to "float" voltage.

**"Float" or "Stand-By" Service:** Hold battery across constant voltage source of 6.75 to 6.90 volts continuously. When held at this voltage, the battery will seek its own current level and maintain itself in a fully charged condition.

**Note:** Due to the self-discharge characteristics of this type of battery, it is imperative that they be charged within 6 months of storage, otherwise permanent loss of capacity might occur as a result of sulfation.

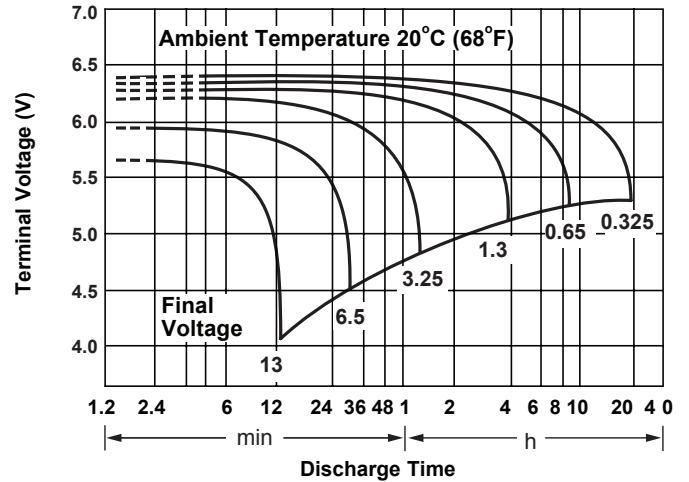
**Chargers**

Power-Sonic offers a wide range of chargers suitable for batteries up to 100AH. Please refer to the Charger Selection Guide in our specification sheets for "C-Series Switch Mode Chargers" and "Transformer Type A and F Series". Please contact our Technical department for advice if you have difficulty in locating suitable models.

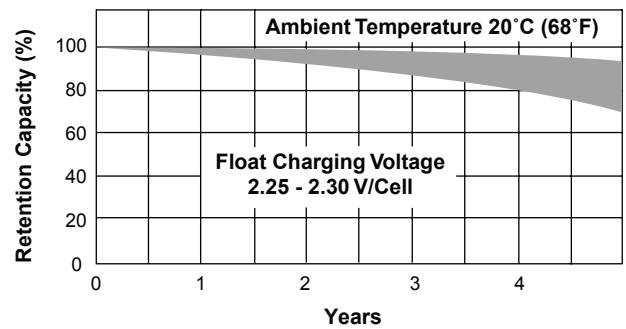
**Contact Information**

Distributed by:  
**MICROBATTERY.COM**, 7350 NW 35th Terrace, Miami, Florida 33122  
 Customer Service: 1-866-999-2355 | Phone: 1-305-371-9200 | Fax: 1-305-371-9400  
 www.microbattery.com

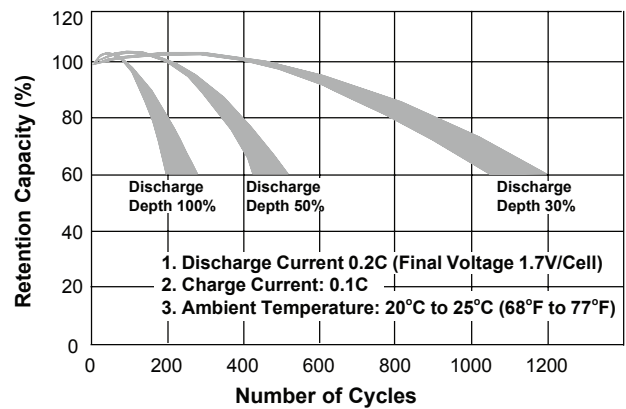
**Discharge Characteristics**



**Life Characteristics in Stand-By Use**



**Life Characteristics in Cyclic Use**



**Further Information**

Please refer to our website [www.power-sonic.com](http://www.power-sonic.com) for a complete range of useful downloads, such as product catalogs, material safety data sheets (MSDS), ISO certification, etc..