




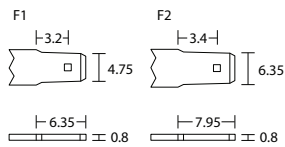
## PS-1270 12 Volt 7.0 AH

### Rechargeable Sealed Lead Acid Battery

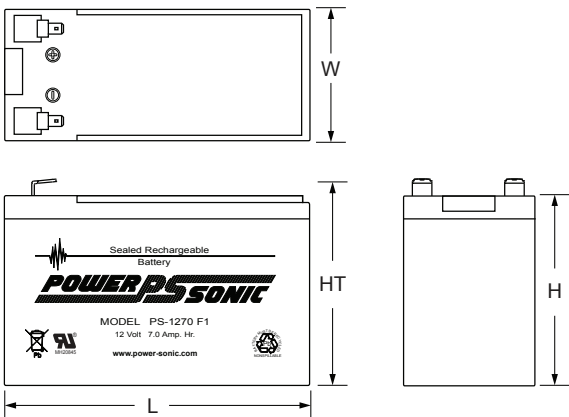


### Terminals (mm)

- F1 - Quick disconnect tabs, 0.187" x 0.032"  
Mate with AMP. INC. FASTON "187" series  
— OR —
- F2 - Quick disconnect tabs, 0.250" x 0.032"  
- Mate with AMP. INC. FASTON "250" series



### Physical Dimensions: in (mm)



**L: 5.95 (151) W: 2.56 (65) H: 3.70 (94) HT: 3.86 (98)**

Tolerances are +/- 0.04 in. (+/- 1mm) and +/- 0.08 in. (+/- 2mm) for height dimensions. All data subject to change without notice.

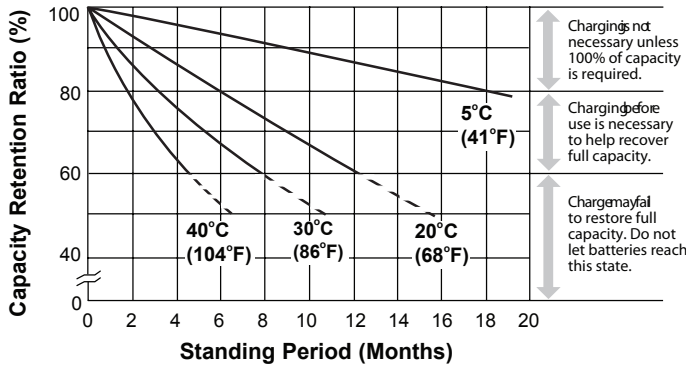
### Features

- Absorbent Glass Mat (AGM) technology for superior performance
- Valve regulated, spill proof construction allows safe operation in any position
- Power/volume ratio yielding unrivaled energy density
- Rugged impact resistant ABS case and cover (UL94-HB)
- Approved for transport by air. D.O.T., I.A.T.A., F.A.A. and C.A.B. certified
- U.L. recognized under file number MH 20845

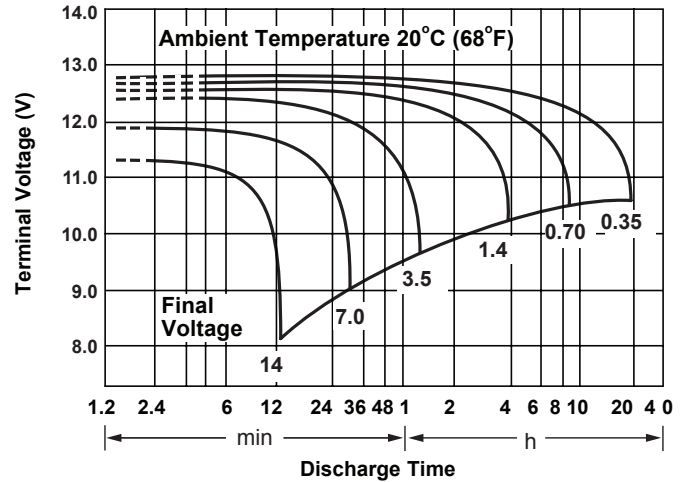
### Performance Specifications

Nominal Voltage	12 volts (6 cells)
Nominal Capacity	
20-hr. (350mA to 10.50 volts)	7.00 AH
10-hr. (650mA to 10.50 volts)	6.50 AH
5-hr. (1.2A to 10.20 volts)	6.00 AH
1-hr. (4.5A to 9.00 volts)	4.50 AH
15-min. (14A to 9.00 volts)	3.50 AH
Approximate Weight	4.80 lbs. (2.18 kg)
Energy Density (20-hr. rate)	1.49 W-h/in <sup>3</sup> (90.95 W-h/l)
Specific Energy (20-hr. rate)	17.50 W-h/lb (38.58 W-h/kg)
Internal Resistance (approx.)	23 milliohms
Max Discharge Current (7 Min.)	21.0 amperes
Max Short-Duration Discharge Current (10 Sec.)	70.0 amperes
Shelf Life (% of nominal capacity at 68°F (20°C))	
1 Month	97%
3 Months	91%
6 Months	83%
Operating Temperature Range	
Charge	-4°F (-20°C) to 122°F (50°C)
Discharge	-40°F (-40°C) to 140°F (60°C)
Case	ABS Plastic
Power-Sonic Chargers	PSC-12800A, 12800A-C

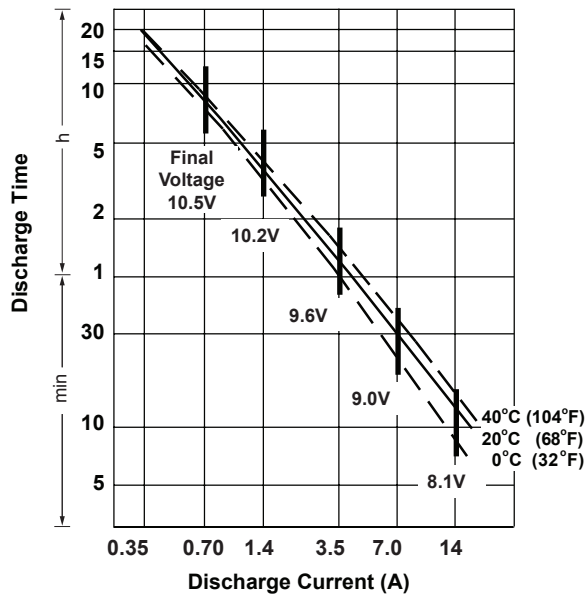
### Shelf Life & Storage



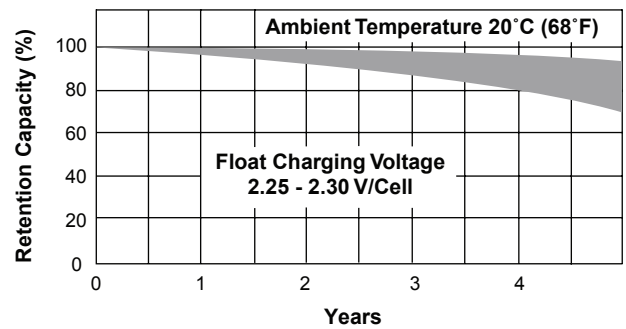
### Discharge Characteristics



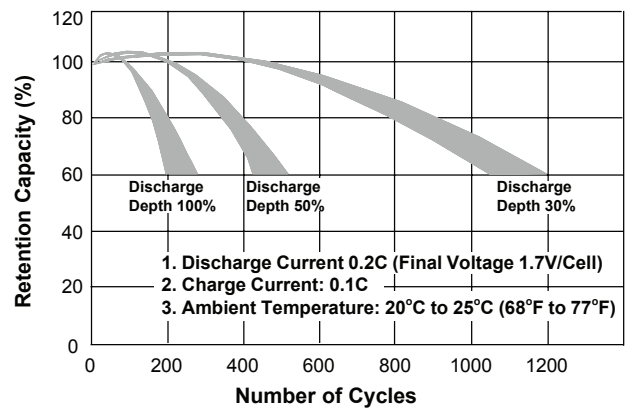
### Discharge Time vs. Discharge Current



### Life Characteristics in Stand-By Use



### Life Characteristics in Cyclic Use



### Charging

**Cycle Applications:** Limit initial current to 2.1A. Charge until battery voltage (under charge) reaches 14.4 to 14.7 volts at 68°F (20°C). Hold at 14.4 to 14.7 volts until current drops to under 70mA. Battery is fully charged under these conditions, and charger should be disconnected or switched to "float" voltage.

**"Float" or "Stand-By" Service:** Hold battery across constant voltage source of 13.5 to 13.8 volts continuously. When held at this voltage, the battery will seek its own current level and maintain itself in a fully charged condition.

**Note:** Due to the self-discharge characteristics of this type of battery, it is imperative that they be charged within 6 months of storage, otherwise permanent loss of capacity might occur as a result of sulfation.

### Chargers

Power-Sonic offers a wide range of chargers suitable for batteries up to 100AH. Please refer to the Charger Selection Guide in our specification sheets for "C-Series Switch Mode Chargers" and "Transformer Type A and F Series". Please contact our Technical department for advice if you have difficulty in locating suitable models.

### Further Information

Please refer to our website [www.power-sonic.com](http://www.power-sonic.com) for a complete range of useful downloads, such as product catalogs, material safety data sheets (MSDS), ISO certification, etc..

### Contact Information

Distributed by:  
**MICROBATTERY.COM**, 7350 NW 35th Terrace, Miami, Florida 33122  
 Customer Service: 1-866-999-2355 | Phone: 1-305-371-9200 | Fax: 1-305-371-9400  
[www.microbattery.com](http://www.microbattery.com)